

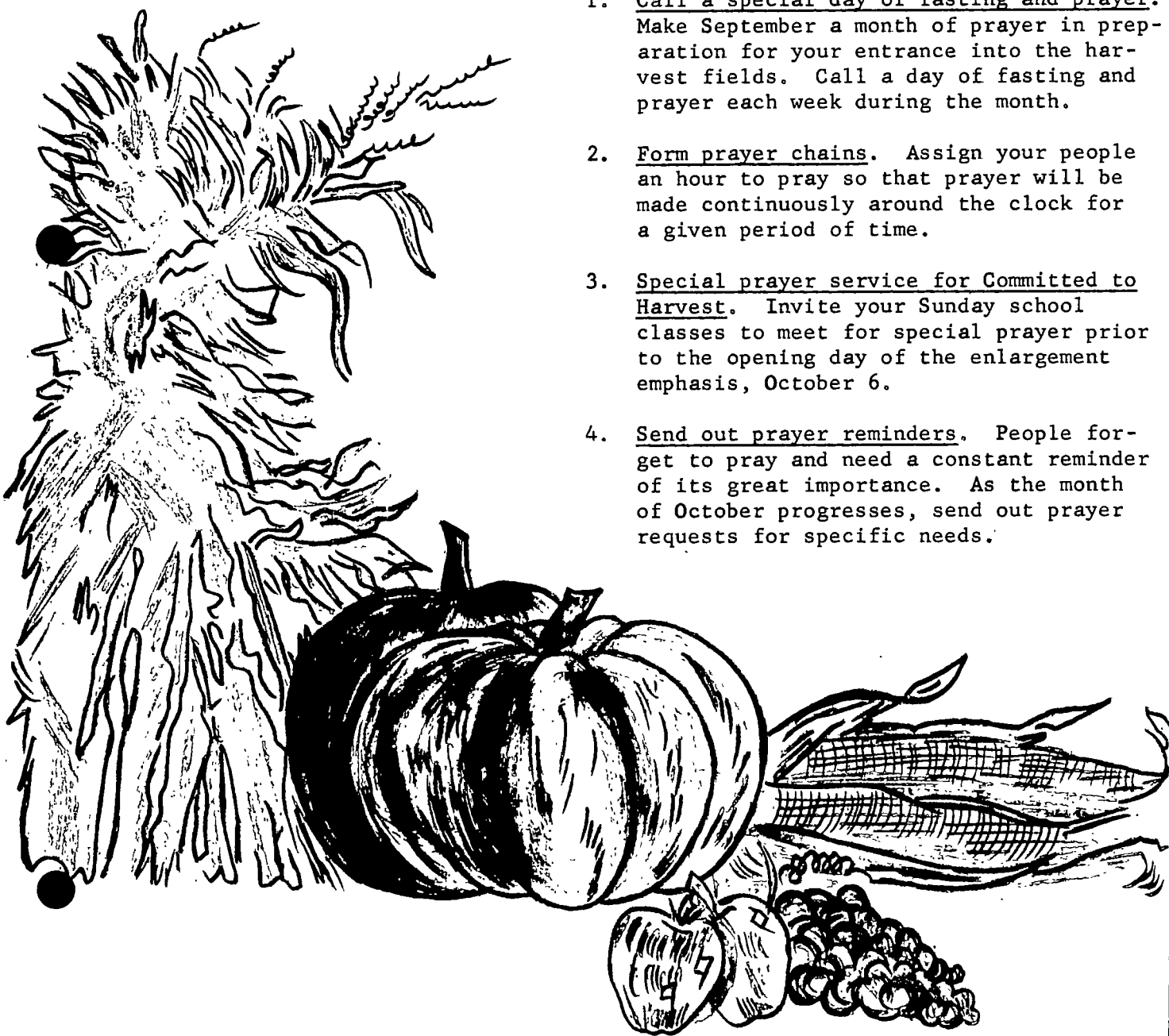
"...LIFT UP YOUR EYES, AND LOOK ON THE FIELDS; FOR
THEY ARE WHITE ALREADY TO HARVEST." John 4:35

The Lord of the Harvest is calling...the fields are whitened already...it's time to thrust in the sickle and gather the grain before night falls! The Bible COM-
MITS US TO THE HARVEST with great urgency. In the four Gospels Jesus Christ pleads with us with the fervency of the evangelist and the desperation of the mediator to---

PRAY "PRAY ye therefore the Lord of the harvest, that he will send forth labourers into his harvest." Matthew 9:38

Surround your October enlargement emphasis with an atmosphere of PRAYER. If the task of reaching souls is to be accomplished, it must begin on your KNEES. "Success" will be written all over your enlargement drive before you begin if you...

1. Call a special day of fasting and prayer. Make September a month of prayer in preparation for your entrance into the harvest fields. Call a day of fasting and prayer each week during the month.
2. Form prayer chains. Assign your people an hour to pray so that prayer will be made continuously around the clock for a given period of time.
3. Special prayer service for Committed to Harvest. Invite your Sunday school classes to meet for special prayer prior to the opening day of the enlargement emphasis, October 6.
4. Send out prayer reminders. People forget to pray and need a constant reminder of its great importance. As the month of October progresses, send out prayer requests for specific needs.



COMMITTED TO HARVEST

LOOK

"...Lift up your eyes, and LOOK ON THE FIELDS; for they are white already to harvest." John 4:35

Look at the "field" of your community. So often we think of the above scripture as being particularly applicable to the foreign field and the heathen nations, but actually this verse can be applied to our own neighborhoods and to our own cities. Of the 5 million babies born in the United States last year, 85% will be given a public school education but will be robbed of the spiritual teaching they might have received in Sunday school. As you "lift up your eyes, and look...", you won't have to look far. You may find a family next door who knows as little about what it means to be a Christian as the Aborigines of New Guinea.

GO

"...GO out into the highways and hedges, and compel them to come in, that my house may be filled." Luke 14:23

We have been committed to GO. In the great commission of Matthew 28:19, we are committed to "go" before we are told to "teach." S. D. Gordon speaks of "God in human shoes" and goes on to say:

"God walked amongst us in human shoes. That was long ago. It was for a full generation of time, and of human experience. God walks amongst us in human shoes today. He wants to and he does. This is his plan for getting in touch with men... He needs our shoes. He will walk around in our shoes, and live under our hats, and think in our brains, and touch with our hands, and set our hearts afire with the soft, tender, tense flame of his own presence."

WITNESS

"...and ye shall be WITNESSES unto me both in Jerusalem, and in all Judaea, and in Samaria, and unto the uttermost part of the earth." Acts 1:8

The direct and primary resultant effect of the Baptism with the Holy Ghost is to make each and everyone of us a WITNESS. He comes to give us "utterance"... To "loose" our tongues to tell others the wonderful news of salvation. A growing Sunday school will inevitably be a witnessing school!

REAP

"He that goeth forth and weepeth, bearing precious seed, shall doubtless come again with rejoicing, bringing his sheaves with him." Psalms 126:6

Sowing must precede reaping! If the seed is still in the barn, we cannot expect to reap a harvest. Some of our people have never known the joy of reaping for the simple reason that they HAVE NOT SOWN THE SEED. COMMITTED TO HARVEST CAN AND WILL BRING ENLARGEMENT TO YOUR SCHOOL AND CHURCH. The harvest is ready. Are you?

FOR SUPERINTENDENTS

Before September 1	Pastor and superintendent will go over in detail the "Committed to Harvest" packet.
Before September 1	Superintendent sends order for Harvest supplies.
September 2	Announce classes for training of Harvest Hands.
September 4	Sunday school cabinet meeting. Discussion in detail of "Committed to Harvest" plans. Appoint committees as desired.
September 6	Workers' conference. General presentation of enlargement.
September 9	Display posters and get out advance advertising material.
September 10	Meet with committee heads. Check on progress made.
September 16	Call for Harvest Hands to enlist in training classes.
September 17	Harvest dinner and first training class for Harvest Hands.
September 24	Second training class.
September 25	Meet with committee heads.
October 1	Third training class.
October 6	Special prayer service for all Harvest Hands.

harvest calendar

"COMMITTED TO HARVEST" - OCTOBER

Sunday	Theme	Program	Promotion
October 7	SOIL - Community canvass	See presentation October 7	Alarm clock alert. Decorations. Scarecrows. Placards.
October 14	SOW - Seed	See presentation October 14	Posters. "I'm Only One Person." Bible display. Gospel of John and card invitation insert.
October 21	CULTIVATE - Field	See presentation October 21	Church Cab. Posters. Cultivate good will with visitor gift packet.
October 28	REAP the Harvest	See presentation October 28	Harvest Sheave Card. Welcome new people tag. Meet the Pastor.

"PRESERVE THE HARVEST" - NOVEMBER

- November 4...Glean the fields. (Follow-up on all tentative prospects)
- November 11...Tie the stalks. (Appoint "harvest friends")
- November 18...Store the Harvest. (Thanksgiving harvest ingathering)
- November 25...Use the grain. (Integrate harvest visitors)

VISITATION ADAPTATIONS

(TUNE - LEANING ON THE EVERLASTING ARMS)

Oh how sweet to walk
Round and round the block
Ringing doorbells for my Lord,
Wearing out my shoes, telling God's good news,
Ringing doorbells for my Lord.

Chorus:

Ringing doorbells, ringing doorbells
Ringing doorbells for my Lord
Wearing out my shoes, telling God's good news
Ringing doorbells for my Lord.

(TUNE - HIGHER GROUND)

1. Our school has no desire to stay
Upon the plane of yesterday;
So we'll move up, and out and in
To bring the lost from fields of sin.

Chorus:

1. Lord, stir our hearts until we move
Constrained by God's compelling love;
Out where the lost by sin are bound
And set their feet on higher ground.
2. New workers, we will find and train
Keep service on the highest plane;
For all that we would like to do
Demands a band of workers true.
3. We're moving on the upward way
We'll see more people every day
Lord, thrust us forth where men are found
Lord, give us faith to gain new ground.

HARVEST HYMNS

SPEAK, MY LORD
BRING THEM IN
TO THE WORK
WORK FOR THE NIGHT IS COMING
BRINGING IN THE SHEAVES
MAKE ME A BLESSING
I'LL GO WHERE YOU WANT ME TO GO
I AM HAPPY IN THE SERVICE OF THE KING

h
a
r
v
e
s
t

m
u
s
i
c



THE PASTOR'S SHARE IN THE "HARVEST"

You are the "hub" around which the "wheels" of the harvest machinery must move! Your burden and concern for the lost in your community must provide the motivation for "Committed to Harvest." The "harvest hands" will do the detailed work in the "fields," but they will need the "dynamics" of the pulpit to inspire them! May we suggest a few ways in which you as a pastor can assist in the harvest?

1. Sermons. If the Lord leads you to do so, a series of sermons on the whitening harvest fields will be of tremendous help in inspiring your congregation to participate in the enlargement campaign.

September 30..."Committed to Harvest" John 4:35
October 7..."Reach the Soil" Matthew 13:38
October 14..."Sow the Seed" Mark 4:14
October 21..."Cultivate the Field" Proverbs 12:11
October 28..."Reap the Harvest" Psalm 126:6

2. Arrange a meeting with your Sunday school superintendent no later than September 1 to discuss enlargement plans.
3. Meet with your entire Sunday school staff. Use your personal influence to inspire your workers and enlist their cooperation in "Committed to Harvest."
4. Lend your personal support and assistance to the enlargement committees, such as:

Publicity	Visitation and Canvass
Program	Transportation
Training	Welcoming
5. Extend frequent opportunities at all public services to accept Christ as personal Saviour. The enlargement drive will open up many opportunities to evangelism and can provide your church with new families who eventually may become supporting members of your church.
6. Give encouragement to your key workers from time to time. If results are not immediately apparent, there is a tendency to feel that canvass and visitation does not pay-off. At times such as this, they will need your prayers and encouragement to persevere.
7. Keep "Committed to Harvest" before the people at all times. The pastor of the church has more opportunity to publicize than any other person in the church. If any program is to be considered important by the congregation, it must have continual emphasis by the minister in the pulpit.

Attention
Pastor

COMPETITION BETWEEN HARVEST CREWS.

1. As suggested under "Plan - October 7" - give names to your crews from the following:

OATS - RYE - WHEAT - BARLEY - CORN - FLAX - CLOVER - HAY - COTTON

2. Give points as suggested on October 7 or adjust to suit the need of your local church.

3. Awards. Fun for the labourer.

- a. "Corn husking bee." Crews will all join together in a time of fellowship. If dried ears of corn are available, give six to each foreman of a crew and see which one can husk his corn first. Try to secure a barn for your "bee" and arrange the balance of the evening to conform. Refreshments - pumpkin pie and apple cider.
- b. Hayride. Nothing is quite so enjoyable as the old-fashioned hayride. Make it pure fun or use it as a means of advertising your harvest emphasis. If you wish to do the latter, drive slowly through your community singing choruses and hymns stopping periodically to get off the haywagon (or truck) to invite men and women to Sunday school. Dress in old-fashioned attire and distribute advertising.

VISITATION TEAMS.

Divide your visitation volunteers into three teams...

ASKERS - SEEKERS - KNOCKERS (Matthew 7:7)

1. Askers will see how many invitations they can hand out inviting people to Sunday school.
2. Seekers will seek out absentees and will endeavor to bring them in. (Percentage of success will determine their effectiveness.)
3. Knockers will go door to door asking new people to attend Sunday school. Their aim will be to see how many homes they can reach with the gospel.

h
a
r
v
e
s
t

c
r
e
w
s

It is utterly impossible to reap a harvest unless you know how to do it. Your workers will respond much more readily if they know they will receive detailed training in the technique of reaching the lost for Christ.

In an article entitled "To Those Who Visit," Robert G. Lee, who pastors Bellevue Baptist Church of Memphis, Tennessee, mentions four outstanding "D's". We suggest you use them in extending a public call for Harvest Hands.

training harvest hands

S E P T E M B E R						
s	m	t	w	t	f	s
						1
2	3	4	5	6	7	8
9	10	11	12	13	14	15
16	17	18	19	20	21	22
23	24	25	26	27	28	29
30						

SEPTEMBER 16 - - - CALL FOR HARVEST HANDS

Endeavor to reach everyone with this call. If only ONE appeal is to be made, it will undoubtedly be best for the pastor to do so during the Sunday morning service.

1. **SCRIPTURAL APPEAL...**John 4:35
2. **FOUR "D'S" NECESSARY FOR EACH HARVEST HAND.**
 - a. **DESIRE.** A Christian must have a desire to visit. Dr. Lee says that "Desire is as fire to the water in the boiler, making it steam ...and if you have not the desire to visit, it may be you lack the compassion a Christian should have."
 - b. **DETERMINATION.** "Desire to visit without determination to visit will be as cold water in the boiler, as a cylinder without steam." Anyone can start a visitation program, but it takes real determination to keep it going.
 - c. **DELIGHT.** In visitation there must be heart delight which manifests itself in the face, in the words of the mouth and in the conduct of the visitor. There is pure JOY in doing the will of God. To visit those who need the gospel IS THE WILL OF GOD. James 1:27, Matthew 25:36-46.
 - d. **DO.** Willingness to "do" must be considered the highest priority in selecting Harvest Hands. People will profess a possession of the first three "D's," but still will be reluctant to "do." Delay is the devil's deterrent" says Dr. Lee. James makes it very clear that it is "sin" not to do the good we know to do. James 4:17
3. **DEDICATION OF HARVEST HANDS.** Sing hymn "Speak My Lord" and conduct a prayer service for all Harvest Hands.

S E P T E M B E R						
s	m	t	w	t	f	s
						1
2	3	4	5	6	7	8
9	10	11	12	13	14	15
16	17	18	19	20	21	22
23	24	25	26	27	28	29
30						

SEPTEMBER 17 - - - DINNER FOR HARVEST HANDS FOLLOWED BY FIRST TRAINING CLASS

1. **HARVEST DINNER.** Many a former Harvest Hand still remembers with nostalgia the wonderful old-fashioned dinners that were prepared by the wives at the time of harvest. The heat and toil of the day were forgotten as they gathered around the long and bountifully laden table. Coupling work with pleasure is a

simple and effective method for getting your Harvest Hands out of the initial training class. For best results:

- a. Schedule the dinner as early as possible and for a duration of not more than an hour.
- b. Appoint a committee to handle the dinner arrangements or ask your chapter of the UFW to assume the responsibility. Keep your Sunday school staff free for the training class.
- c. Decorate with cornstalks, pumpkins, fruit and harvest colors. Farm implements will also be good if they are available.
- d. If possible, make the dinner free to Harvest Hands.

2. TRAINING CLASS NO. 1 (one hour in length)

- a. Textbook. Included in your Committed to Harvest Visitation packet is a copy of "Visitation Made Easy" by C. S. Lovett. This is an excellent book on the art of contacting people. Endeavor to cover the book in three evenings of training. Inasmuch as this is a quick coverage, we suggest that you order enough books for each Harvest Hand. You may sell them or have your Sunday school subsidize the cost partially or completely.
- b. Class Material. Material to cover first evening...Pages 9 to 19.
- c. Assignment for second evening. Study pages 20 to 41.

S E P T E M B E R						
s	m	t	w	t	f	s
						1
2	3	4	5	6	7	8
9	10	11	12	13	14	15
16	17	18	19	20	21	22
23	24	25	26	27	28	29
30						

SEPTEMBER 24 - - - TRAINING CLASS NO. 2
(one hour and a half)

1. Class material to cover during study period ...Pages 20 to 41.
2. Demonstration period (one half hour). Call upon several of your calling teams to act out the instruction given. One couple may act as the prospects; the other couple as the callers. If possible have three or four such demonstrations with open discussion following as to the good and bad points of the call.

3. Assignment for third evening. Study pages 41 (beginning with the "Caller-centered Message") to page 65.

O C T O B E R						
s	m	t	w	t	f	s
	1	2	3	4	5	6
7	8	9	10	11	12	13
14	15	16	17	18	19	20
21	22	23	24	25	26	27
28	29	30	31			

OCTOBER 1 - - - TRAINING CLASS NO. 3
(one hour and a half)

1. Material to cover during study period (one hour)...Pages 41 to 65.
2. Demonstration period (one half hour). Call upon the balance of your teams to make a trial call. You may not be able to give

everyone an opportunity but endeavor to break in your new Harvest Hands. They have had three teaching periods and should be ready to try their hand at the "harvest." To conclude the demonstration period, ask your very best calling team to act out a professional type call. This will be an example to the inexperienced of how it REALLY should be done.

3. Assignment before October 6. Study pages 66 to 75.

O C T O B E R						
s	m	t	w	t	f	s
	1	2	3	4	5	6
7	8	9	10	11	12	13
14	15	16	17	18	19	20
21	22	23	24	25	26	27
28	29	30	31			

OCTOBER 6 - - - HARVEST HANDS' PRAYER SERVICE.
(Saturday evening)

If your first day of Committed to Harvest is to be a success, you will need to insist that every Harvest Hand be present at this special prayer service. After the three training classes and with the realization that "GO" day is upon them, they should feel the need of prayer. Prepare lists of prospects to be prayed over and receive oral requests for those in need of the gospel. Pray for the assigned area to be reached in tomorrow's canvass.

P L A N

Oct. 7

REACH THE SOIL - COMMUNITY CANVASS. There is only one way to discover ALL THE PERSONS for whom the Sunday school is responsible; that is to go from house to house and secure the information. In this connection there are several different types of canvass:

1. Saturation Canvass. Using this method the entire church cooperates in a massive effort to reach the entire community in one Sunday afternoon.
2. Assignment Canvass. Appoint Harvest Crews consisting of from 4 to 6 members. Choose a foreman for each crew to oversee the crews' canvass. Assign each crew streets to be canvassed. Work will continue from day to day until it is completed.
3. Telephone Canvass. If this method is used, selected personnel will use the telephone directory and call homes in the community. They will endeavor to secure similar information as that obtained in the general surveys from door to door.

Use one or all of these survey methods, but CONTACT THE SOIL ON OCTOBER 7-13.

CANVASS MAP - An enlarged map of your city, which can be placed in a prominent position in the front of your assembly room, will forcefully portray the needy "soil" to be contacted in the canvass. Prepare the map in time to be used for the third training class on October 1, the prayer service for Harvest Hands on October 6 and your general assembly or opening period on October 7.

1. Zone the map and assign a crew to each zone.
2. Give each crew a number and use the same number on the map to identify the zone for which they are to be responsible.
3. Attach a long red ribbon to each zone on the map which may be held by the crew foreman.
4. Mimeograph a likeness of the large visitation map for each team member.

HARVEST CREWS - To identify your teams and create a little friendly competition as they labor in the harvest fields contacting the lost for Christ, why not:

1. Give each zone crew a name such as - Oats - Rye - Wheat - Barley - Corn - Flax - Clover - Hay - Rice - Cotton.
2. Crews will acquire points as follows:
10 points for every home contacted.
50 points for each promise to attend.
500 points for each person contacted who attends on October 14.

SOIL
COMMUNITY

P R E S E N T

SUNDAY SCHOOL PROGRAM - OCTOBER 7 - ASSEMBLY

HARVESTER SING
(See Harvester Music sheet)

AUTHORITY TO HARVEST...READ LUKE 10:2

"Therefore said he unto them, The harvest truly is great, but the labourers are few: pray ye therefore the Lord of harvest, that he would send forth labourers into his harvest."

PRAYER

CHALLENGE TO HARVEST HANDS TO REACH THE SOIL - COMMUNITY CANVASS

1. The need. A recent survey conducted in the United States revealed that 59% of the population attend some church or synagogue. In the average community one out of every two adults is unchurched. In some areas less than 30% of the population are connected with a church in any way: 85% of the children attending public school do not attend Sunday school. Over 25 million people change their residence every year. The primary purpose of our canvass is to search out those in our community for whom we should be responsible. Halford E. Luccock once observed: "The Good Shepherd would not have known one sheep was missing if he had not taken a census." There are thousands of sheep missing from the fold in your community. It is our Christian duty to go out and find them!
2. The plan. Present briefly the door to door plan for reaching the "soil" in your community survey.
3. Dedication. Ask all Harvest Hands to stand who have volunteered or have been selected to be a crew member. The foreman of each crew will then step forward and take the red ribbon from the canvass map in his hand. While this is being done, have the other members of the assembly sing "Speak My Lord." After a prayer of dedication, ask all Harvest Hands to join in singing "Bringing In the Sheaves."


P R O M O T E

Any program will necessarily depend upon good PROMOTION to get it going and to keep it going. You will not need to use all the ideas suggested for each Sunday, but use some of them each week.

1. Alarm clock. Have an alarm clock set to go off during the assembly period. When the superintendent asks what it is all about, have two young people ready to say, "It's time to wake up and look up!" Then quote John 4:35.
2. Decorate. Appeal to the eyes as well as to the heart and feet. Statistics will prove that the average adult is stirred to action not only by what he hears, but by what he sees! Decorate your platform in the harvest motif. Use such items as:

cornstalks - sheaves of grain - ears of corn - pumpkins - squash - fruit
cornucopias - farm implements, etc.

3. "Scarecrows in the Harvest Field." Prepare a visual using scarecrows to illustrate the reasons people give for not participating in the community canvass:



- SCARECROW NO. 1 - FEAR (They might shut the door in my face.)
SCARECROW NO. 2 - IGNORANCE (I don't know what to say.)
SCARECROW NO. 3 - INDIFFERENCE (They wouldn't come anyway.)

4. Placards. Prepare placards and have some of your young people and adults march around your assembly room displaying them. The pianist may play "Bringing In the Sheaves" while the march takes place. Following are some placard suggestions:


PUT FEET TO YOUR PRAYERS

JOIN THE KNOCKERS CLUB

THE SUNDAY SCHOOL THAT GOES...GROWS!



"I WENT ON THE
COMMUNITY CANVASS."



"I STAYED HOME."



P L A N

SOW THE SEED - During the period October 14 to 20 we will endeavor to sow the Word of God everywhere! Check the following specifics for a plan of action:

1. Establish a goal for the total number of Gospels of John you plan to distribute during this concentrated push.
2. Be sure to order a sufficient number of the Gospels well in advance of October 14.
3. Have your Harvest Hands go through the Gospels and mark salvation scriptures in red. We suggest they do this following a special Harvest Hands Prayer Meeting Saturday evening October 13. Some of the scriptures they will want to mark are: John 3:3-8; 3:15-21; 3:36; 4:14; 5:24; 6:35-40; 11:25; 12:44-48; 14:1-5; 19:16-30.
4. Dedicate all Gospels during assembly period, October 14.

SOW THE WORD...EVERYWHERE! Using Luke 14:16-24 as the basis of your sowing, sow the Word as follows:

1. Streets. In Luke 14:21 we are commanded to go to the "streets." You can sow the Word on the streets by:
 - a. Street meetings.
 - b. Individual witnessing and distribution of the Gospels on the streets of the city.
 - c. Truck or bus equipped with loud speaker system slowly touring the streets. Young people will enjoy singing and distributing the Gospels as the bus or truck stops occasionally.
2. Lanes. The word "lanes" in Luke 14:21 means "small streets." We can interpret this to mean small neglected areas. You will find such spots in every city. Search them out and send your harvest crews in with the Gospels.
3. Poor. These people will receive the Gospels gladly. Send your harvest crews to downtown missions, slum areas and poor residential areas.
4. Maimed, Halt and Blind. We are commanded to go to these people and extend the gospel invitation. Assign your harvest crews to take the Gospels to the Hospitals, Rest Homes, Shut-ins and Institutions.
5. Hedges. The word "hedges" seems to mean the rural areas. It may be that on the outskirts of your city you have a newly developed housing area or perhaps a nearby farming community. Your harvest crews will find such "hedges" an excellent field in which to "sow the Word."

Oct. 14

S
O
W

s
e
e
d

6. Highways. Along the highways you will find trailer courts and temporary housing which are often neglected by the average church worker. They may not be in your community long, but every soul is precious in the sight of the Lord. The harvest is often "white" and waiting for the reaper.

SOW THE WORD...SYSTEMATICALLY - Every good farmer PLANS the sowing of his seed with great care. Careless planting will result in a miscellaneous harvest of questionable quality. There are two plans which you might use in sowing the Word this week:

1. Inasmuch as there are 6 areas we are committed to: streets; lanes; poor; maimed, halt and blind; highways and hedges, one night of the week may be set aside for each area. If this method is used, all harvest crews will cooperate in sowing the Word in each area.
2. An alternate plan would be to assign a harvest crew to a particular area.

SOW THE WORD...ABUNDANTLY! If you are using the idea of competition between harvest crews whereby they build up points by their labors in the harvest fields, additional points may be earned this week.

1. 10 points for every Gospel distributed.
2. 500 points for each person contacted who comes to Sunday school on October 21.

P R E S E N T

SUNDAY SCHOOL PROGRAM - OCTOBER 14 - ASSEMBLY

HARVESTER SING

PRAYER

PRESENTATION OF PLAN TO SOW THE WORD

Luke 8:11 "...The seed is the word of God."

Illustration using kernel of corn:

1. It has life. The word of God is life-giving. Phil. 2:16.
2. It has power. The germinating power in a small seed has been known to split concrete. The Word of God is quick and powerful. Hebrews 4:12.
3. It can reproduce itself many times over. The Word of God will grow mightily...Acts 19:20.
4. BUT, IT MUST REACH THE SOIL TO BECOME EFFECTIVE. Romans 10:13-17.

DEDICATION PRAYER OVER GOSPELS OF JOHN

Gospels should be attractively arranged on a table to the center front of the assembly room. Ask crew foreman to come forward and

lay hands on the Gospels as the pastor or general superintendent prays. Conclude the assembly with the singing of "Speak, My Lord," "Bringing In the Sheaves" or "Bring Them In."

P R O M O T E

1. Prepare three posters and place them prominently around your assembly room.

"WE MUST"...John 9:4

"WE CAN"....Phil. 4:13

"WE WILL"...SOW _____ GOSPELS OF JOHN THIS WEEK!
(number)

"He which soweth sparingly shall reap also sparingly; and he which soweth bountifully shall reap also bountifully." II Cor. 9:6

2. Mimeograph and distribute to everyone from Junior through the Adult sections of your school.

"I'm only onx pxrson in the Sunday school, what can I do in the harvxst fixld?"

Xvxn though my typxritxr is an old modxl, it works quitx wxll xxcept for onx of thx kxys. I havx wishxd many timxs that it workxd pxrfectly. It is trux thxrx arx forty-six kxys that function wxll xnough, but just onx kxy not working makxs thx diffxrxncx.

Somxtimxs it sxxms to mx that our Sunday school is somxwhat likx my typxwritxr--not all thx kxy pxoplx arx working proprly.

You may say to yoursxlf, 'Wxll, I am only onx pxrson. It won't makx much diffxrxncx.' But, you sxx, thx Sunday school, to bx xffxct-ivx, nxxds thx activx participation of vxvry pxrson.

So thx nxxt timx you think you arx only onx pxrson and that your xffort is not nxxdxd, rxmxxbxxr my typxwritxr and say to yoursxlf, 'I am a kxy pxrson and nxxdxd vxry much as a laborxr in thx HARVXST FIXLD!'"

3. Make October 14 BIBLE DAY in your Sunday school.
 - a. Prepare a table display of the various kinds of Bibles, such as:

Catholic, Jewish, different versions, old family Bibles handed down from generation to generation, et cetera.
 - b. Give everyone a Gospel of John who is present on this Sunday. Ask each one to pray over his copy of the Word and promise to give it to some unconverted person before October 21. Insert the following card in each Gospel to be used by the giver.

PLEASE BE MY GUEST

at the Foursquare Sunday school October 21. I will
be waiting for you at the main church entrance at
_____ A.M.

(SIGNED)

"HE THAT TILLETH HIS LAND SHALL BE SATISFIED WITH BREAD..." Proverbs 12:11

Oct. 21

P L A N

CULTIVATE THE FIELD - FOLLOW-UP. We have made contact with the SOIL, we have sown the SEED, but now we must CULTIVATE. Too often we are content with the planting of the seed and fail to realize the dangers that beset the young "seedling." Matthew 13 reminds us of the "fowls," the "sun" which may "scorch" and the "thorns." Immediate follow-up after the prospect is located is a vital necessity if we are to reap a harvest.

1. Who will cultivate? In this order...
 - a. Harvest Hand who made the original contact. This is important. The prospect will recognize the caller and will respond more readily to the follow-up call.
 - b. Teacher of the class to which the prospect is assigned.
 - c. Pastor of the church. No Harvest Hand can substitute for a visit from the pastor. There will be a lot of calls to make but well worth the effort involved when we consider the harvest!
2. How long should the cultivation continue? As long as any interest is shown.
3. Tools for cultivation.
 - a. Bible.
 - b. Foursquare Magazine (October Sunday school edition)
 - c. Sunday school quarterly and teaching material.
 - d. Declaration of Faith or Presenting the Foursquare Gospel.
4. Cultivation files. An accurate prospect file should be maintained in the Sunday school office. The result of each follow-up call should be briefly recorded on the card. If you want the files to receive very special attention, appoint a harvest secretary whose duty it will be to sort, file and maintain the cards.

C
U
L
T
I
V
A
T
E

f
i
e
l
d

CULTIVATION BY SATURATION! If you want to go "all out" to tie everyone of your prospects into your Sunday school and church use this suggested plan. It will be called "Bringing in the Sheaves" and the "sheaves" to be brought in (family) will be listed at the top of the card shown below. The card is then handed to a Harvest Hand who makes the call and reports the result. He then hands the card to the next in line, etc., until all five contacts have been made. If this method is used, one call will be made on the prospect each week and accompanying report cut off and turned in to the person in charge of the program.

"BRINGING IN THE SHEAVES"
Committed to Harvest

SHEAVES: _____

Address _____

Telephone _____

REPORT NO. 5

Name _____

Evaluation: _____

Date _____ Harvest Hand _____

REPORT NO. 4

Name _____

Evaluation: _____

Date _____ Harvest Hand _____

REPORT NO. 3

Name _____

Evaluation: _____

Date _____ Harvest Hand _____

REPORT NO. 2

Name _____

Evaluation: _____

Date _____ Harvest Hand _____

REPORT NO. 1

Name _____

Evaluation: _____

Date _____ Harvest Hand _____

P R E S E N T

SUNDAY SCHOOL PROGRAM - OCTOBER 21 - ASSEMBLY

HARVESTER SING

PRAYER

PRESENTATION OF PLAN TO CULTIVATE THE FIELD

Proverbs 12:11 "He that tilleth his land shall be satisfied with bread..."

1. Select a child brought into the Sunday school through visitation who will come into the assembly room by means of the main door. As the child comes up the aisle, the leader will ask..."How does it happen you are here today?" Response by the child, "My teacher called on me."
2. Choose two teenagers who will come in from the rear of the assembly room. Leader, "Why did you choose our Sunday school?" Teenagers, "We didn't choose this church. Someone chose our home to visit and asked us to come."
3. If possible, select an adult who did not come to Sunday school or church until after several calls. Leader (call adult by name) "Isn't it true that you were pretty hard to convince that this was the best Sunday school to attend?" Adult, "Yes, it took _____ calls before I gave in and came for the first time. Thank God for the person who didn't give up, but kept coming!"

CONCLUSION

Sing "If We All Work Together."

P R O M O T E

1. Church Cab. Ask for volunteers who are willing to dedicate their car to the service of the Lord for one hour each Sunday morning. Print or mimeograph small cards..."Free Church Cab." Give the telephone number and the hour available. Distribute cards as you canvass and visit in the home. Advertise your church cab service on the church page of your newspaper.
2. Cultivate Goodwill. Why not present a gift packet to every visitor during this enlargement drive? You'll like the idea so well you'll want to continue it as a regular practice. Some items for the packet:

Church bulletin


Foursquare magazine (October Sunday school edition)

Visitor welcome card

Pencil imprinted "For Education That Is Different, Attend
Your Foursquare Sunday School"

3. Posters. Keep them coming with clever posters!

POSTER SUGGESTIONS




"HE THAT GOETH FORTH AND WEEPETH, BEARING PRECIOUS SEED, SHALL DOUBTLESS COME AGAIN WITH REJOICING, BRINGING HIS SHEAVES WITH HIM." Psalm 126:6

Oct. 28

P L A N

REAP THE HARVEST - BRING THE HARVEST INTO THE STOREHOUSE! Distribute "My Harvest Sheaves" cards October 21. After they have been filled out by your Sunday school members, place them in a basket. Keep this basket of potential sheaves before the congregation in prayer through the balance of the services of October 21 as well as the mid-week service.

	<i>My Harvest Sheaves</i>
Andrew...findeth his brother...and brought him to Jesus" (John 1:40-42).	
I will do everything possible during this week to bring the following October 28.	
Name	_____
Address	_____
Name	_____
Address	_____
Submitted by	_____ Class _____

1. SEND the harvest crews to all prospects to extend a special invitation to be present October 28 at the Harvest Festival.
2. CALL every absentee and visitor on the telephone to invite them to the Harvest Festival.
3. REAP THE HARVEST - Extend an invitation to accept the Lord Jesus Christ as Saviour.
 - a. Use only those well qualified to the age level to be reached to make the appeal.
 - b. Teachers should prepare the hearts of their pupils well in advance of this day.
 - c. Alert all teachers to serve as altar workers.
 - d. Arrange for approximately one-half hour to accomplish this.
 - e. Sample Decision Day Service (See next page.)

R
E
A
P

h
a
r
v
e
s
t

Music... "Jesus Paid It All" (Time 5 minutes)
"Into My Heart"
"O, How I Love Jesus"

Message... Illustrated (Time 10 to 15 minutes)
Subject: "Son, Give Me Thine Heart" Proverbs 23:26

Altar Invitation (Time...approximately 10 minutes)

- f. How to lead children to accept Christ as Saviour.
- 1) Ask all those who raise their hands for salvation to come forward and kneel at the altar.
 - 2) Place an altar worker with each child.
 - 3) The worker will then ask the child why he came to the altar. (He may be there to pray for his father or mother.)
 - 4) Pray with the child needing salvation and then ask him to repeat a sentence prayer.
 - 5) Ask the child if he believes Christ has come into his heart and forgiven him. (A Child will rarely say "no.")
 - 6) Register. If no convert registration card is provided, take down his name and address.
 - 7) See that the Sunday school teacher is informed that the pupil has accepted Christ as Saviour and that proper follow-up is given.

HARVEST FESTIVAL - General assembly at the close of the decision period which will necessarily overlap into the morning worship service. If desired, the two may be combined with no dismissal between Sunday school and church.

1. Fruit of the Harvest. (Decorate liberally with harvest fruit.) Give a report as to the results obtained in the various appeals given to accept Christ as Saviour. In this connection, it would also be interesting to your people to know the total number of contacts made in visitation during the "Committed to Harvest" campaign.
2. Harvest Crews.
 - a. Have each foreman report on the total results accomplished by his crew during the four Sundays of enlargement.
 - b. If you have used the point system of competition between the different crews suggested in the plan for October 7, reward the winning crew.
3. Harvest Family. During the canvass and visitation, usually a family will be discovered which needs assistance. This would be an excellent time to ask your people to bring in groceries and clothes for the needy family.
4. "Lord of the Harvest," Luke 10:2. Short address by the pastor.

P R E S E N T

SUNDAY SCHOOL PROGRAM - OCTOBER 28 - ASSEMBLY

HARVESTER SING

PRAYER

DECISION DAY - REAP THE HARVEST


Appeal to accept Christ as Saviour.

HARVEST FESTIVAL

WELCOME OF NEW PEOPLE

P R O M O T E

1. Welcoming new people.
Prepare badges as per sample; tag every new person brought into the Sunday school during the enlargement drive.
2. Meet the Pastor. It is of the utmost importance that each new convert and visitor to your Sunday school has the opportunity to personally meet the pastor. At the conclusion of your "Harvest Festival," arrange a fellowship period. You can call it "meet the pastor" or a "reception for new harvest friends." Cookies and punch may be served and a general time of fellowship encouraged. If each new person wears his "Welcome Visitor Badge" it will be easy to call the visitors by name and introduce them properly to the pastor.



"...GATHER THE WHEAT INTO MY BARN." Matthew 13:30

N
O
V
E
M
B
E
R

A good farmer would not sow the seed, cultivate the seedlings, thresh the grain and then leave it in the fields to ROT. There is work to be done if we are to preserve the harvest! During the enlargement weeks of October, we have had many visitors in our Sunday school and have secured the names and addresses of interested persons. The majority of them will be lost to our Sunday school and church if we do not follow-up. We have prepared a simple program of preservation for you in the month of November.

NOVEMBER 4...GLEAN THE FIELDS...FOLLOW-UP ON ALL PROSPECTS AND VISITORS

1. October 29 - November 4. Choose your very best workers to go into the homes of every prospect and visitor whether they were present in Sunday school October 28 or not. Call on all the NEW PEOPLE. Questions workers should be prepared to answer will be:
 - a. Foursquare doctrine (by now they will have questions).
 - b. Church membership requirements.
 - c. Sunday school course of study.
 - d. Fellowship or recreation available to the person visited.
2. November 1. Send letter no. 1 to all prospects and visitors.

A PLACE TO LEARN

Dear _____:

We invite you to be a regular attendant of our Sunday school.

Our textbook is the BIBLE.
Our literature is the best obtainable.
Our teachers love their pupils.
Our AIM...that you might LEARN ABOUT THE LORD JESUS CHRIST.

COME THIS SUNDAY...COME EVERY SUNDAY. We'll be looking for you.

NOVEMBER 11...TIE THE STALKS...APPOINT HARVEST FRIENDS

1. Appoint Harvest Friends. Perhaps more people are lost to the church through lack of friendliness on the part of the regular attendants than for any other reason.
 - a. Select your most friendly young people and adults.
 - b. Assign a Harvest Friend to each new person, even those who are not attending regularly as yet, but are interested.

Prospect list

c. Duties:

- 1) Pray every day for the prospect.
- 2) Call in the home as needed.
- 3) Provide transportation, if necessary.
- 4) Sit with the prospect and introduce to others.

2. November 8. Send letter No. 2.

A PLACE TO WORSHIP

Dear _____:

Sunday school is a place to worship the Lord. It is the place where we may renew our strength for the week ahead. We have a priceless privilege in America to WORSHIP as we please and where we please.

There is a PLACE FOR YOU in our Sunday school next Sunday. Will you fill it?

NOVEMBER 18...STORE THE HARVEST...THANKSGIVING INGATHERING

1. November 12-18. Prepare Thanksgiving invitations. Have your special follow-up team of visitors deliver the invitations to the homes of all prospects and urge them to be present Thanksgiving Sunday.
2. Decorate. Use harvest fruits, cornstalks, cornucopia, et cetera.
3. Program.
 - a. Thanksgiving music.
 - b. First Thanksgiving. If possible prepare a living scene of costumed pilgrims and Indians at the first Thanksgiving table. In actuality the pilgrims were the NEW PEOPLE. Now this is their country. Introduce the new people one by one and then offer a prayer of thanksgiving for the harvest God has given.
4. November 15. Send letter No. 3

A PLACE OF FELLOWSHIP

Dear _____:

It has truly been said that "A true friend is the gift of God." You will find the truest friends among those who know the Lord--those whom you will meet in God's House. That's one reason we invite you to be present next Sunday at our Harvest Ingathering. We want our people to know YOU better. The Christian fellowship of God's people is one of the richest experiences you can experience.

A special service has been planned for Thanksgiving Sunday and we want you to come!

NOVEMBER 25...USE THE GRAIN...PUT THE PROSPECTS TO WORK

1. You do not have the feeling of "belonging" until you "participate." If your prospects started coming to your Sunday school in October, it is not too soon to attempt integration into your school program. What can a new person do who has not as yet become a member of your church?
 - a. Address mailings for the Sunday school.
 - b. Assist in the preparation of classroom decorations.
 - c. Secretarial work.
 - d. Ushering.
 - e. Missionary displays.
 - f. Visual aids.
 - g. Pianist.
 - h. Song leader.
 - i. Pre-session activity.
 - j. Handing out bulletins, songbooks, et cetera.

If desired, the above list can be made into a worker's questionnaire which may be distributed to all those you wish to integrate into your Sunday school program.

2. November 21. Send out letter No. 4.

A PLACE TO SERVE

Dear _____:

"All growth depends upon activity," was a statement made by Calvin Coolidge. The statement might well have been made about the Sunday school. We want our Sunday school to continue to grow and we need YOUR help that it might do so!

Won't you help us by being present in Sunday school next Sunday? You'll find one of the best places to serve the Lord is in His House!

NOTE: These letters are only suggestive and must be added to as the local situation requires.

There is no substitute for visitation in enlarging a Sunday school. Growth depends on contact with the roots! Every community has many prospects for Sunday school who will continue to be prospects unless they are visited and won. A survey made by the National Retail Dry Goods Association throws significant light on this problem. 48% of the salesmen make one call and quit. 25% of the salesmen make two calls and quit. 15% make three stops before they quit. 88% quit after 1, 2 or 3 calls. The 12% who keep calling do 80% of the business! The 88% who quit by the third call, do only 20% of the business. We would like to encourage you to establish a consistent, steady program of visitation.

CHOOSE YOUR METHOD - Select one of the following. They are listed in the order of their preference and proven effectiveness.

1. Weekly visitation night with everyone participating.
2. Weekly visitation day with...morning visitation by women
afternoon visitation by young people
evening visitation by men and working women
3. Divide workers into teams with each team responsible for one week. Appoint a captain over each team.
4. Divide the month's visitation departmentally...1st week-Pre school & Primary
2nd week-Junior
3rd week-Jr. High & High
4th week-College & Adult
5. Assign visits in class to class members, but be sure to ask for a written report the next Sunday.
6. Witnessing week-end with everyone participating. (Good for a periodic push)

CHANGE YOUR FORMAT - If you are to keep your visitation program going throughout the year, you will need to change your format from time to time. Keep it interesting! Plan for the whole year:

- | | |
|---------------|--|
| October 1962 | "Committed to Harvest" - Enlargement ... |
| November 1962 | "Preserve the Harvest" - Follow-up |
| December 1962 | Visit parents of children newly enrolled in the Sunday school. Take an invitation to the homes, inviting all to attend the Christmas programs in the church and Sunday school. |
| January 1963 | Conduct soul winning class and send class members out on assignments. |
| February 1963 | Try a witnessing weekend as a special feature for your visitors. |

Friday night...Youth walk-a-thon
Saturday.....Children's Bicycle Brigade
Sunday.....Walking revival (everybody go door to door)

1
9
6
2 / 1
9
6
3

U
S
I
T
A
T
I
O
N

P
L
A
N

- March 1963 Community survey in connection with pre-Easter contest. To properly reach your community, two surveys a year are needed, one in the fall and one in the spring.
- April 1963 Prepare an attractive Easter folder inviting the community to worship Christ with you and take it door to door.
- May 1963 Follow-up on Easter visitors.
- June 1963 Hold an "open-house" Sunday for your Sunday school. Ask those who visit to personally take the invitations to the homes of your children.
- July 1963 Work hard to keep summer absentees in Sunday school. Use the Summer Booster suggestions for visitation.
- August 1963 Send teachers on a general check-up: Summer absentees
Contest visitors
Address changes
- September 1963 Visitation round-up. Many Sunday schools have used this visitation idea consistently every year. Prior to promotion day in the Sunday school or immediately following promotion day, every teacher is asked to make a personal call on every member of his class in one week. Use the "link-signing" or "pledge card," but each teacher will endeavor to get his entire membership present on ROUND-UP SUNDAY.

CAUTION! VISITATION PITFALLS!

1. Bad weather. Keep going. The more stormy the weather, the more people you will find home.
2. Interference of other meetings on the same night. This has probably wrecked more visitation programs than any other single thing. It will take determination to keep on schedule.
3. Lack of interest. Dr. Lee Roberson, pastor of Highland Park Baptist Church of Chattanooga, Tenn., saw his Sunday school rocket from little or nothing to 4,200 through visitation. He relates that in the beginning of his visitation program, only he and the superintendent came one night, but HE KEPT THE VISITATION GOING until others responded.
4. Poor results. Results will not be consistently poor. Watch the reports given on visitation. See that your workers do not have two nights in succession with poor results.
5. Too busy. Make visitation BIG BUSINESS. We all do what we WANT TO DO. If the superintendent and pastor are not too busy to visit, the people will visit also.

DO'S AND DON'TS IN SUNDAY SCHOOL VISITATION

A Sunday School Absentee "Follow-up" Skit In Two Acts

by

H. A. Kingsriter
Verndale, Minnesota

CHARACTERS: Narrator (opens and introduces the acts)

For Act I Absentee (lady of the Women's Bible Class - recently saved)
Husband (of the absentee - still unsaved)
Children (not absolutely necessary)
Teacher (dressed in a ridiculous manner - voice and actions go with the dress)
SCENE (in the dining room with table set for meal)

For Act II Absentee (gentleman of the Men's Bible Class - recently saved)
Teacher (dressed very neatly, use rain coat, the voice and manners shows him as one who has a pleasing personality)
SCENE (living room)

ACT ONE

DON'TS OR WRONG WAY

NARRATOR: The Sunday school has been called the "Gold Mine" of the church. From the Sunday school the church gains 80 per cent of its members. But did you know the Sunday schools of America lose 80 per cent of the total number of people they contact - that 65 per cent of teen age girls and 75 per cent of teen age boys drop out of Sunday school? They are LOST, lost to the Sunday school, lost to the church, and perhaps lost to the Kingdom of God! Lost because no one goes to seek them and find them and bring them back to the fold.

Personal visitation is the only way to put an end to this tremendous loss. But, a personal visit made the wrong way can destroy the purpose of your call. We present some don'ts in Sunday school visitation, or the wrong way to make a call.

The absentee is a member of the Women's Bible Class. She has been saved only a few months and has just become a member of the class. She is the only saved member of the family. Her husband and children haven't shown any interest in the mother's stand for the Lord, and thus haven't attended a service at the Foursquare Church.

The scene opens just as the family is sitting down for the evening meal. The teacher of the Women's Bible Class comes to the home during a heavy down-pour of rain.

TEACHER: (Dressed very poorly, using an old torn umbrella, worn out coat and a ridiculous hat. She approaches the platform from the back of the auditorium and mutters to herself as she comes down the aisle.)

Don't Dress Shabbily

Don't be a Pessimist Rain, rain, rain! I'd like to see our pastor's wife get out on a day like this to make a call. Some people just don't know what the word "sacrifice" means! (knocks on door)

ABSENTEE: Why, hello Mrs. _____.

TEACHER: Hello. Isn't this rain terrible? I'll tell you I'm so sick and tired of it.

ABSENTEE: We have had a lot of rain, but the farmers probably appreciate it.

TEACHER: Oh, I see you're ready to eat, well I'll just stay a minute.

Don't Interrupt Meals

ABSENTEE: Mrs. _____ this is my husband, Mr. _____.

TEACHER: How do you do Mr. _____ (continues to Mrs. Absentee)

Don't Apologize Mrs. _____, I'm on one of those unpleasant absentee calls for the Sunday school. Can you tell me just why you weren't in my class Sunday?

ABSENTEE: Why, yes. We had company, some relatives from out of town, and I felt obligated to stay and entertain them as they had driven until late and were so tired, that we told them to sleep late. I felt it my duty in the home to make their visit a pleasant one.

TEACHER: Do you really think more of your relatives than you do of the Lord?

Don't Condemn

ABSENTEE: Oh no, I wouldn't say that, but I did feel I shouldn't just run off and leave them when they had made such an effort to come and see us.

TEACHER: Well Mrs. _____, I would just like to warn you that when one starts staying home from Sunday school and church, it's a pretty good sign of being backslidden. That's one thing I'll say for my mother, when we had company my mother invited them to go with us to church. If they accepted, fine; but if not, we went anyway. And when we got home we fixed dinner. I must say sometimes it was pretty late, but WE WENT TO CHURCH REGARDLESS.

Don't Argue

ABSENTEE: Oh, I don't feel I'm backslidden because I missed one Sunday. Doesn't the scripture talk about Christians being "Born Again;" and when you're born, you can't be unborn, can you?

TEACHER: (THROWS BACK HEAD AND LAUGHS) Oh, of course not in the natural, but I'm talking about spiritual things. You know the Scripture says "He that having put his hand to the plow and looketh back is not worthy of the kingdom." Yes, Mrs. _____ I do believe you

better study these scriptures and check up on yourself before you find yourself slipping.

ABSENTEE: Well, I guess that's where we disagree. You seem so dogmatic on the subject. I believe God is love and overlooks many of these things.

TEACHER: Of course, I know perhaps you don't understand, but I do know what I am talking about. I've been to Bible School. I've had four years of college. I've attended Teacher Training Classes. I go to church regularly and read my Bible every day. Guess I should know what I'm talking about.

Don't brag

ABSENTEE: Well, coming back to last Sunday. I must say I did miss the morning service. I do enjoy listening to your pastor. He's a fine man.

TEACHER: Well, y-y-yes- he does his best. But have you ever paid close attention to his method of delivery? I'm telling you sometimes it's like sitting on needles and pins until he gets his points across. He's sure way off on his homiletics. I feel like helping him sometimes, but I suppose I have to keep my place. (TEACHER JUMPS STARTLED LIKE)

Don't Criticize

Don't Stay Long

Oh, don't tell me it's been an hour that I've been here, and I suppose your meal is cold.

ABSENTEE: No doubt it is, but I'll warm it over and make hash.

TEACHER: Well, at least I feel I've done my part for the church and can fill out this absentee slip. I really don't enjoy this work. Well, I hope I'll see you next Sunday. I must be going. Good-night.

ABSENTEE: Good-night...I'll have to think it over about coming next Sunday.

HUSBAND: So that's your Sunday school teacher. Well, if that's what they call religion, I don't want what they have in that church.

ABSENTEE: Maybe I've made a mistake by going to that church.

FAILURE Print the word FAILURE on a sign and have one person march out holding the sign just before the curtain is drawn.

CURTAIN IS DRAWN

ACT TWO

NARRATOR: The Sunday school version of Matthew 18:12 goes this way: If the Sunday school teacher has fourteen members and one is absent does he not leave the thirteen and go visit that one? Visit with an aim to win and to save. Visit with the same compassion and vision that the GREAT SHEPHERD had when He came into the world to seek and to save the lost. To build up Sunday school attendance we must not only visit, but we must know how to make a call. We now present the "Do's in Sunday School Visitation," the right way to make a call.

The absentee is a member of the Adult Bible Class, who has just recently been saved and come into the Sunday school class.

The time is around 7:30 p.m. on Monday, and the scene is the living room of the absentee where he's reading the evening paper. The visitor is Brother _____, teacher of the Men's Adult Bible Class, who comes to the home in a downpour of rain as the scene opens.

Be Clean
and Neat

TEACHER: (NEATLY DRESSED - COMES FROM THE BACK OF THE AUDITORIUM WHISTLING AND SAYING) "Praise the Lord for the rain, I'm sure Brother _____ will be home and we sure need the rain. (HAS AN OPTIMISTIC AIR ABOUT HIM: COMES TO THE DOOR AND KNOCKS.)

Be an
Optimist

ABSENTEE: (GOES TO THE DOOR) Good evening, why, if it isn't my Sunday school teacher coming to see me in all this rain. Won't you come in? We're all through with the evening meal. I was just relaxing with the newspaper.

Be Courteous

TEACHER: Thank you. I'll only stay a few minutes as I have some other calls to make. I stopped by to see whether or not you were sick yesterday. I missed your smiling face in my class.

Be Concerned

ABSENTEE: No, I wasn't sick, but just didn't get around in time. You see, Saturday was the opening day for pheasant season (ANY OTHER FITTING EXCUSE CAN BE USED) and, of course, being a sportsman, I spent the day tramping through the woods and fields. Being an office man, I'm not used to that type of recreation, so to tell the truth, I was just plain tired out. I believe every bone in my body ached Sunday morning.

TEACHER: I can understand your position, as I too, am a sportsman. When one isn't used to the outdoors and then puts in a full day, it really does tax the body to the limit, but I've learned that as our day, so shall our strength be. There have been many times I felt really too tired to go to church, but with the help of the Lord, I conquered that feeling and went just the same. It wasn't long 'till all that tiredness left me, and I felt rejuvenated in body, soul and spirit.

Be Under-
standing

ABSENTEE: Is that so? Well, I guess a person learns those things the longer he knows the Lord. I haven't been saved very long yet, but will sure try it next time I feel like staying home.

Say, by the way, there's been something I've been wanting to talk to you about. A few Sundays back you spoke about the doctrine of Water Baptism and being immersed. My background on this subject was the teaching that sprinkling was all that was necessary. I don't think there were any more godly parents than my parents and they believed it. I'm sure they went to heaven.

Be Wise

TEACHER: I don't doubt but that they did go to heaven. We know there are different views on this subject; and, of course, you agree that the Bible should be our only source of doctrinal information.

ABSENTEE: Definitely, but...

TEACHER: I really don't have time tonight to go into this matter, but would like for you to study the Scriptures on this subject, and I think it will be a great help to you. I'm not a great theologian and am sure that I don't know all the Word as I ought to, but I do want to praise the the Lord that He's been helping me in the teaching of the Bible class.

Be Humble

Be a Booster I have a suggestion to make, maybe sometime our pastor can explain this to you. He's sure a grand minister. He's well thought of, not only in our church, but in the community, too. I'm sure you'll agree with me that our pastor has put on a real live program in the church.

ABSENTEE: I've enjoyed my visits to your church very much and have been seriously considering making it my permanent church home. The folks all seem to be so kind and friendly and take a definite interest in all who attend, for example, your coming to see me tonight.

TEACHER: I'm sure glad to hear you make all those kind remarks. We want to welcome you to become a member if that is your desire. Well, I must be going. I have a few more stops to make. I think it would be fine if we could have a short word of prayer before I go.

Be Brief

ABSENTEE: I would appreciate it very much.

TEACHER: (PRAYS SHORT PRAYER OF BLESSING ON HIS SUNDAY SCHOOL PUPIL)

ABSENTEE: Glad you called Brother _____. I'll be in class next Sunday, rain or shine, aching bones or not.

TEACHER: Goodbye, and may God bless you as you serve the Lord this week.

ABSENTEE: (AFTER TEACHER HAS GONE) He's sure a great fellow. I really like him. Makes me feel like wanting to become a part of his church.

SUCCESSFUL Print the word SUCCESS on a sign and bring in as in Act One.

CURTAIN IS DRAWN